







Year 1 Writing Home Learning Grid

Year 1 writing skills checklist:

- I can use capital letters for names of people, places, days of the week and the personal pronoun I,
- I can begin to use question marks and exclamation marks in my writing.
- I can use a simple plan to help me write a story.
- I can sequence sentences to form short narratives based on real and fictional experiences.
- I can use adjectives to add description to in my writing.
- I am beginning to form lowercase and uppercase letters in the correct direction starting and finishing in the right place.
- I can leave spaces between words.
- I can add the ending -ing, -s to the end of a word.

Choose an activity from below:

<p>Name Writing Practise writing your full name. Challenge: Use paints, crayons and chalk. Write your name big and small.</p>	<p>Questions Choose a character from a story. Write three questions that you would like to ask them.</p> <div style="text-align: center;">  </div>	<p>Story Writing Make up a story about your favourite animal. What is their name? Where do they live? What type of adventures do they go on? Share your story ideas with an adult. Challenge: With support, can you write short sentences of your story.</p>	<p>Phase 3 Tricky Words Practise writing these tricky words:</p> <table style="margin-left: auto; margin-right: auto; border: none;"> <tr> <td style="padding: 5px;">he</td> <td style="padding: 5px;">all</td> </tr> <tr> <td style="padding: 5px;">she</td> <td style="padding: 5px;">they</td> </tr> <tr> <td style="padding: 5px;">be</td> <td style="padding: 5px;">my</td> </tr> <tr> <td style="padding: 5px;">me</td> <td style="padding: 5px;">was</td> </tr> </table>	he	all	she	they	be	my	me	was
he	all										
she	they										
be	my										
me	was										
<p>Storyboard Create a storyboard to show your favourite story. Can you guess what this is a storyboard for?</p> <div style="text-align: center;">  </div>	<p>Adjectives Write short sentences describing the Big Bad Wolf. For example, He is bad. He is grey. He is fluffy.</p>	<p>Rhyming How many words can you find that rhyme with the word 'cat'? Challenge: Think of other 3-letter words; how many rhymes can you find for them?</p>	<p>Traditional Tales Can you re-write/draw the story of The Gingerbread Man.</p> <div style="text-align: center;">  </div>								
<p>Labels Can you see any plants in your house or out of your window? Draw and label a plant.</p> <div style="display: flex; align-items: center; margin-top: 10px;"> <div style="margin-right: 10px;"> <p>leaf</p> <p>stem</p> <p>roots</p> <p>petal</p> </div>  </div>	<p>Capital Letters Practise writing capital letters and make sure you can match the uppercase letter to the correct lowercase letter.</p> <div style="text-align: center; margin-top: 10px;">  </div>		<p>Speaking & Listening Talk to a family member about one of their favourite memories. Tell them one of yours.</p> <div style="text-align: center; margin-top: 10px;">  </div>								

More writing learning activities can be accessed through the following websites:

<https://www.bbc.co.uk/cbeebies/games/learning-area/reading-and-writing>

<https://www.literacyshed.com/home.html>